

**SPOT-WELDING
EQUIPMENT**

GYSPOT INVERTER BP.LCX-S7

Ref. 020764 - 400V - 3φ

The Gyspot INVERTER BP.LCX-S7 product is a real advance in the field of spot-welding equipment. This machine is the ideal answer to the welding requirements of high strength steels (UHSS/boron steel), with 550 daN electrode arms force at 8 bars and 13 000 Amps welding current. The GYSPOT BP.LCX-S7 is equipped with 2 clamps (X and C). It is a multifunctional welder, thanks to its water cooling system on both clamps. This machine is fully compliant with the European Directive 2004/40/EC.

Description

- Ideal X and C clamps for all types of metal works
- Lightweight and easy to handle X and C clamps: Weight 5 kg
- Single-sided gun with 3 meter cable: spot hammer welding, stud/rivet/ring welding, carbon shrinking
- Accessories box
- Support cable bracket with a telescopic arm
- Control display 6"
- Remote control on the clamp

Performance

- **Welding current:**
 - High welding current 13 000 A
 - Digital display of the actual current value
 - Sound alert if the welding current is too low
 - Constant current control
- **Electrode force :**
 - Electrode force control
 - Digital display of the actual electrode arms force
 - C clamp electrode force: 550 daN with at 8 bars
 - X clamp electrode force: 550 daN with arms 120 mm at 8 bars
 - Liquid-cooled arms up to the tips
 - Sound alert if the actual clamp force is too low

Machine interface

- The AUTO MODE allows welding without entering any parameter in the machine.
- 7 modes available to answer the requirements of both end users and car manufacturers
- User friendly: Large display (6"), with intuitive menus
- Saving of user welding parameters

Tracability

- Record on SD card of the characteristics of each welding spot performed
- Restoration on any PC of the reports saved on the SD card



13 000A
550 daN

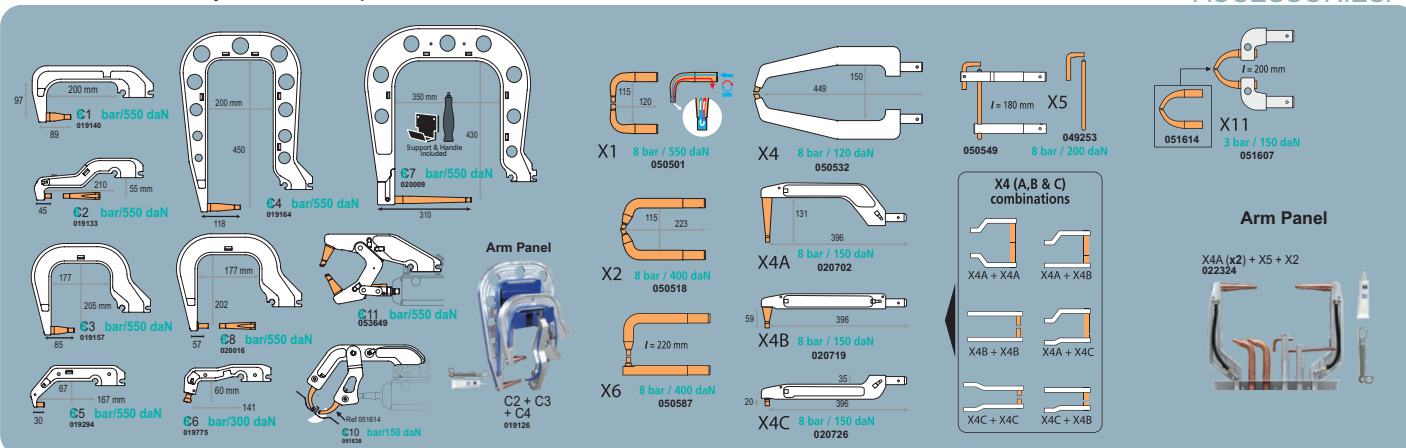


Included :
- X1 & C1 Arm
- single sided gun
- earth cable



The « BODYPROTECT » concept protects the user against electro-magnetic fields. The machine is compliant with the directive 2004/40/CE.

ACCESSORIES.










50/60hz	AM	I RMS	U ₀	mm		Cables	100% CU		
						Liquid / Air Cooled			
						↔ m	Ø mm²		
400V	40A (D)	13 000A	16V	3+3+3	1.5+3	Liquid	2.5	200	OK
						Air	2.5	150	
						-	8	4x6 H07RNF	

INTUITIVE
MENUS

GYSPT SPOT INVERTER BP.LCX-S7

SPOT TECHNOLOGY

1		<p>STANDARD MODE</p> <p>The machine determines the welding parameters from the thickness of the sheets to be welded and the type of steel.</p>
2		<p>MANUAL MODE</p> <p>Direct programming of the welding parameters</p> <ul style="list-style-type: none"> - welding current - welding time - electrode force
3		<p>MULTI MODE</p> <p>The thickness of the sheets to be welded, as well as the type of steel, is specified for each sheet in the assembly. The machine determines the welding parameters.</p>
4		<p>GYSTEEL MODE</p> <p>The hardness measurement obtained with the GYSTEEL Vision device can be entered directly in this menu in order to specify the type of steel. The machine determines the welding parameters.</p>
5		<p>AUTO MODE ** New **</p> <p>Automatic detection :</p> <ul style="list-style-type: none"> - of the metal type - of the metal sheet thickness - of presence of glue - of presence of insulating material between the metal sheets
6		<p>CAR MANUFACTURER MODE ** New **</p> <p>This mode allows recalling, in a welding spot list, pre-recorded welding spots from car manufacturer repair instructions. The welding parameters are automatically effective.</p>
7		<p>ENERGY MODE ** New **</p> <p>This mode allows controlling the energy transferred during the welding spot. Only the welding current (A) and the energy (kWs) can be set in order to make the welding spot. This mode has been designed for test laboratories and car manufacturers, for approval purposes.</p>

